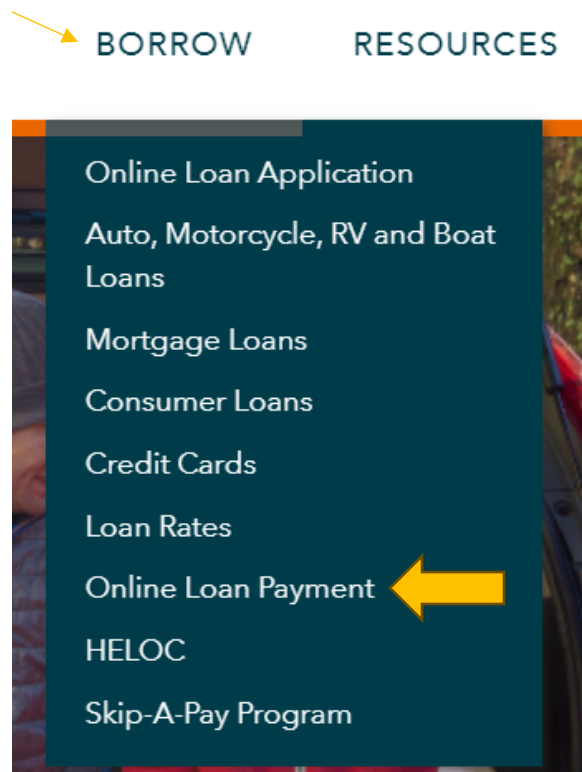


En la pestaña “Borrow” seleccione “Online Loan Payment”

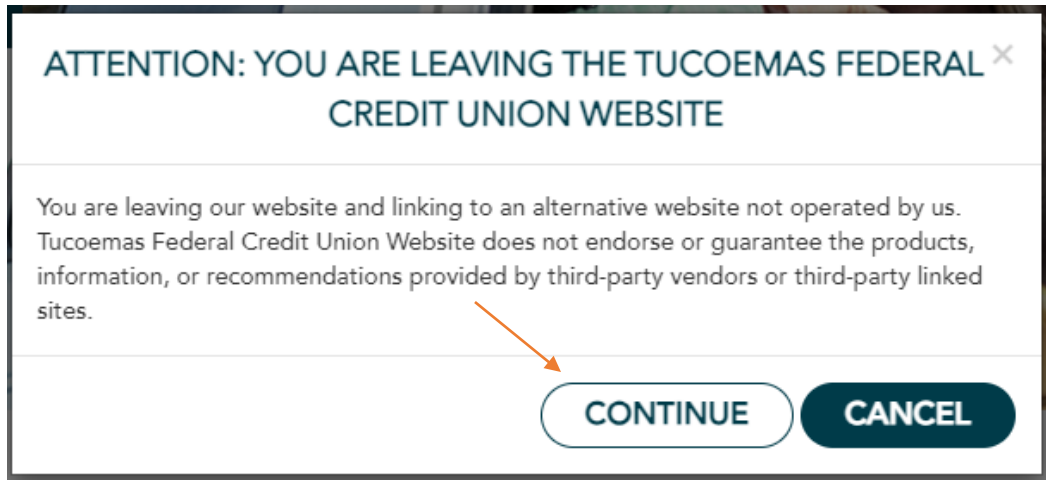


Seleccione Online Loan Payment de nuevo

Online Loan Payment



Aparecerá esta ventana emergente que le informará que va a ingresar a otro sitio. Haga clic en Continuar.



Seleccione "Register"

Email

Password

Log In

[Forgot your Password](#)

Register

Ingrese Nombre, Apellido, Correo electrónico y haga clic en NEXT.
Get Started

Welcome! You can use this site to quickly and securely make your loan payment from a checking or savings account held at another financial institution. If you do not know your TFCU account number (member number), please call us at (559) 732-8892.

Responda a las preguntas de seguridad, marque la casilla para aceptar los términos y haga clic en NEXT

Security Questions

Account Number

Last 4 of SSN

Security Question

Date of Birth (MM/DD/YYYY)

Security Question

By clicking this box you are submitting e-sign consent and agreeing to the terms and conditions stated in the [Terms of Service](#).

Back

Next

Cree y confirme una nueva contraseña y seleccione NEXT.

Create a Password

Password must be at least 8 characters long, including an uppercase letter, special character, and a number.



La inscripción está completa. Clic CONTINUE.

You're All Set!



Close

Continue



Seleccione Pay Now en el prestamo para pago único o SETUP AUTOPAY para pago automático
Select Your Account to Pay



Auto Loan ending in 0003

Amount Due:
\$127.31

Due Date:

08/24/2024

Setup AutoPay



Pay Now



Credit Card ending in 0081

Amount Due:
\$209.00

Due Date:

08/25/2024

Setup AutoPay


Pay Now

Selecciona Cuenta y haz clic en “+add another payment method”
Payment Information

Pay Using

Payment Date

Name On Account

Account  ^
+ ADD ANOTHER PAYMENT METHOD
\$ 209.00

Summary


Credit Card #0081

Payment Date	
Amount To Pay	\$209.00
Fees	\$2.00
Total Payment	\$211.00

Back


Next 

Aparecerá esta ventana emergente. Clic continue.

Exit 

Let's confirm your pay from account.


We use Finicity to validate your account and routing number information. On the next page, you will be able to select your financial institution and then log in using your credentials, where you will be able to select any account that you would like to make a payment from.




[Continue](#)


Aparecerá este pop. Haga clic en NEXT.

✕




With your permission, **WEB Payments** uses **Finicity, a Mastercard company**, who will securely access, process and share requested financial data with your app or service.


 Your provided data is encrypted

By pressing **Next**, you agree to Finicity's [Terms and Conditions](#) and [Privacy Notice](#) 

Next

Secured by 

Seleccione de la lista o busque su banco





 **Search for your bank** x
Chase

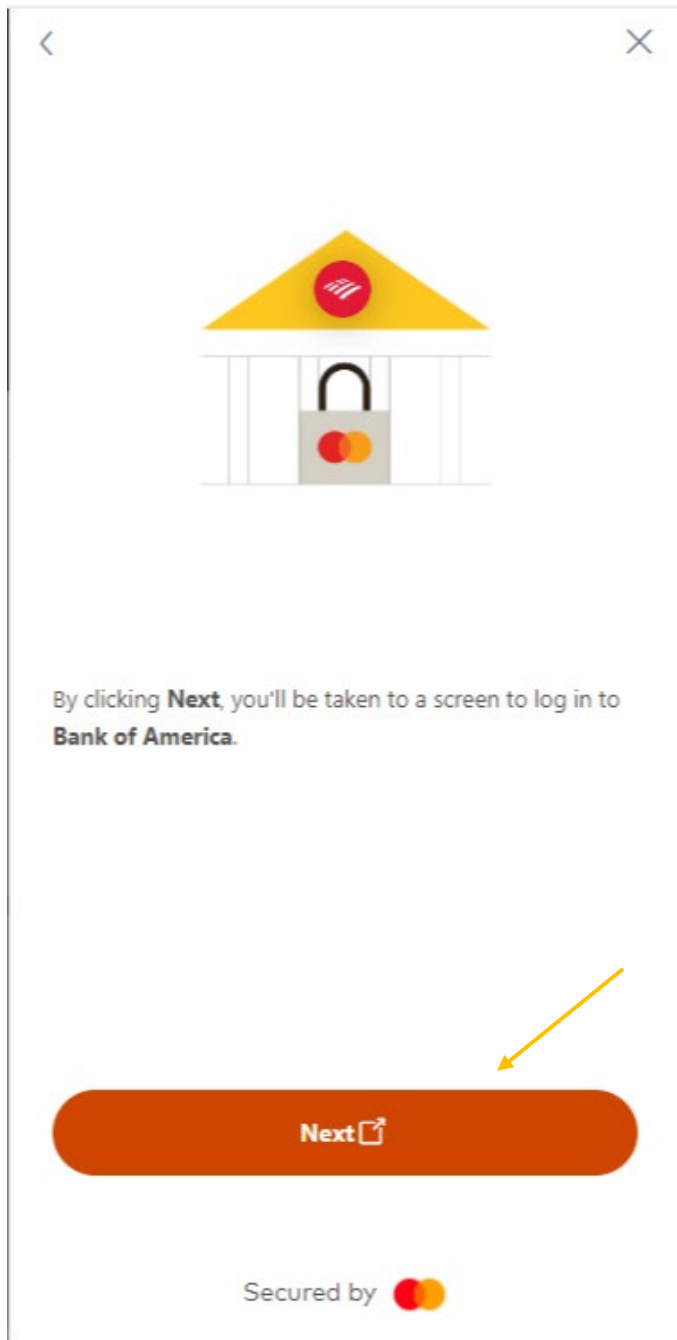


Chasewood Bank - Personal

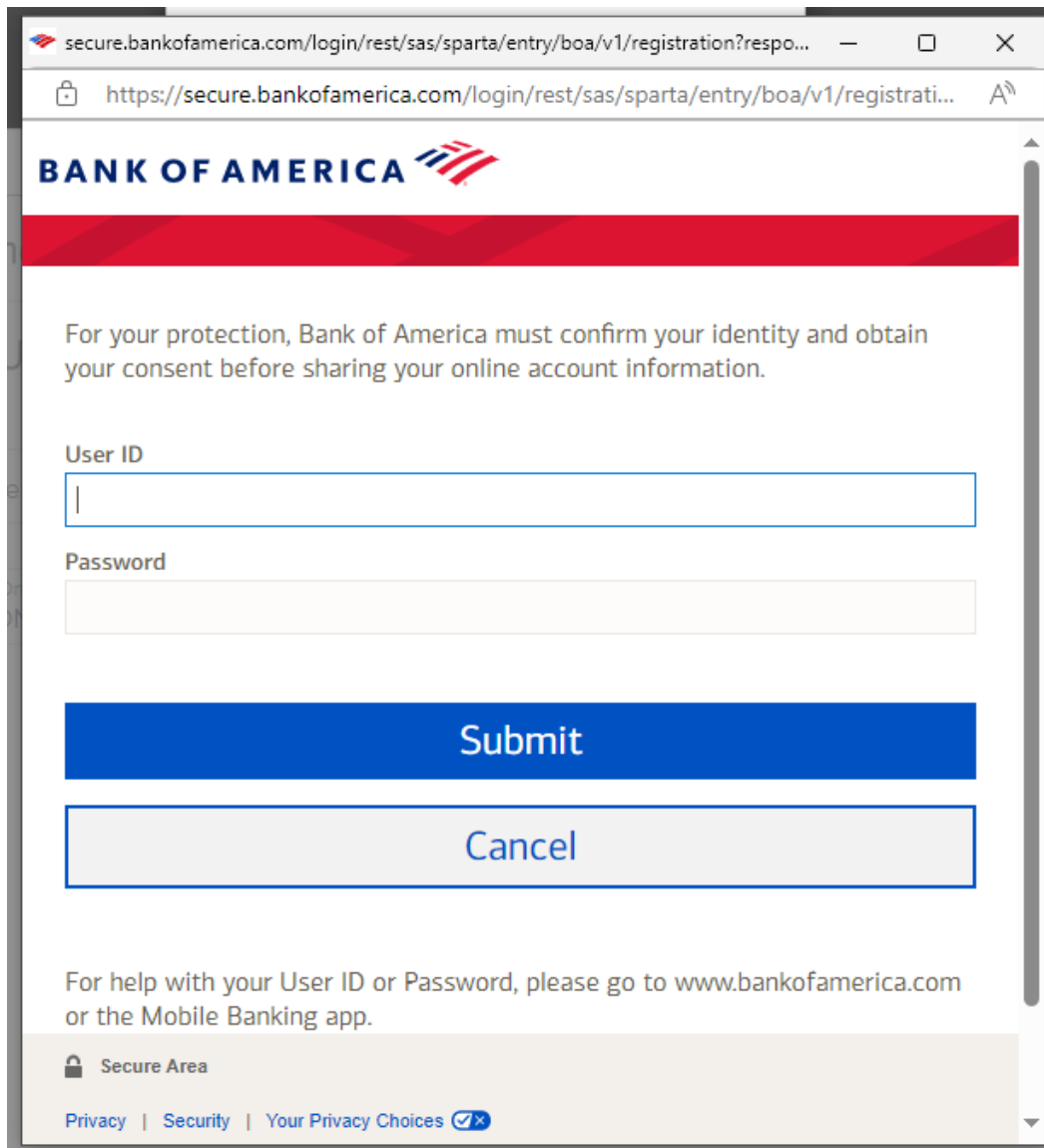


Secured by 

Si la institución está disponible para la vinculación electrónica de la cuenta, aparecerá.



Seleccione NEXT y el sitio solicitará al miembro que inicie sesión en su cuenta de OLB.



The screenshot shows a web browser window with the URL `secure.bankofamerica.com/login/rest/sas/sparta/entry/boa/v1/registration?respo...`. The page features the Bank of America logo at the top. Below the logo, a red horizontal bar is present. The main content area contains the following text: "For your protection, Bank of America must confirm your identity and obtain your consent before sharing your online account information." Below this text are two input fields: "User ID" and "Password". The "User ID" field is currently empty. Below the input fields are two buttons: a blue "Submit" button and a light gray "Cancel" button. At the bottom of the page, there is a footer with the text "For help with your User ID or Password, please go to www.bankofamerica.com or the Mobile Banking app." and a "Secure Area" indicator. The footer also includes links for "Privacy", "Security", and "Your Privacy Choices" with a checkmark icon.

secure.bankofamerica.com/login/rest/sas/sparta/entry/boa/v1/registration?respo...

https://secure.bankofamerica.com/login/rest/sas/sparta/entry/boa/v1/registrati...

BANK OF AMERICA

For your protection, Bank of America must confirm your identity and obtain your consent before sharing your online account information.

User ID

Password

Submit

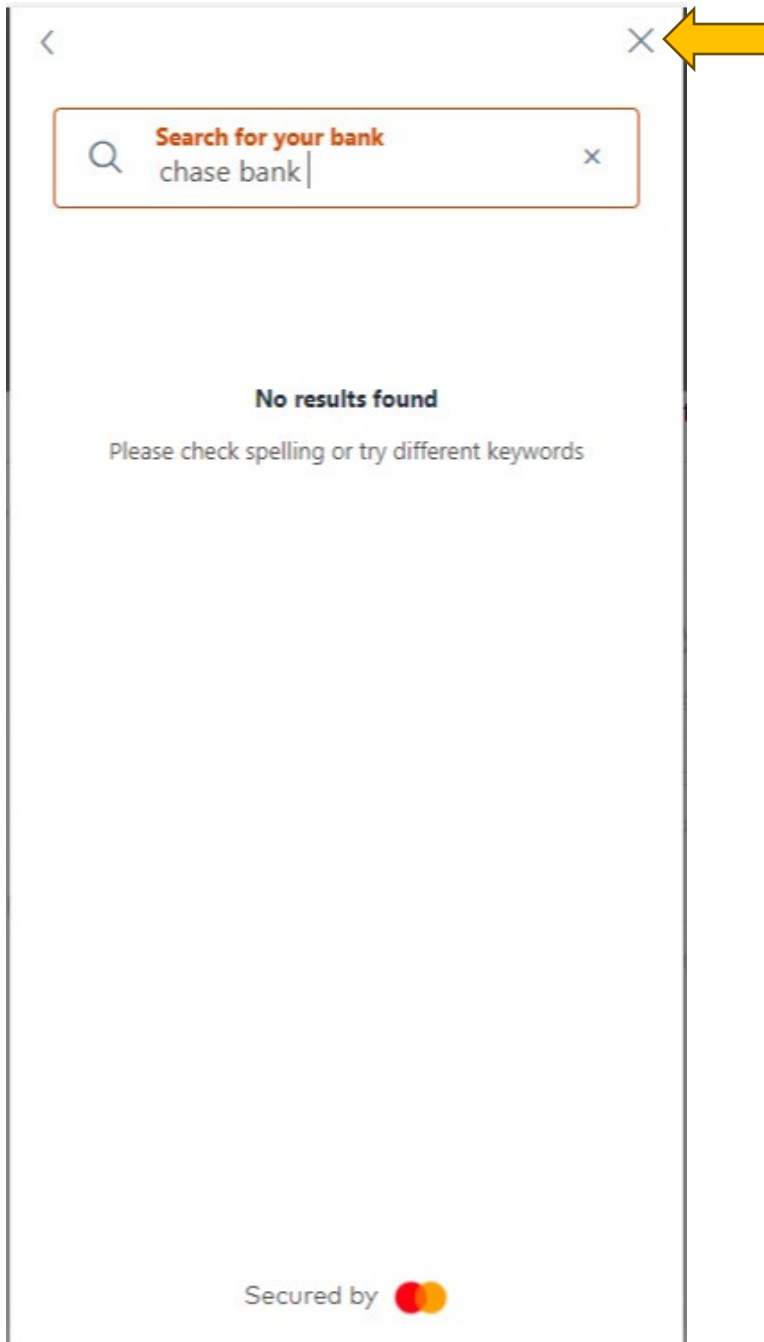
Cancel

For help with your User ID or Password, please go to www.bankofamerica.com or the Mobile Banking app.

Secure Area

Privacy | Security | Your Privacy Choices

Si no se puede encontrar el banco de miembros, se verá así. Seleccione el "X" y salir



A continuación, el miembro podrá vincular la cuenta bancaria manualmente

Sorry, we were not able to find your financial institution

The financial institution that you were looking to link to your profile is not in the network. Please select one of the options below. Otherwise, please contact us at 559-732-8892 for further guidance.



Manually Link Bank Account

Link Another Bank Account

Complete la información y haga clic en link account
Link Bank Account



Account Type ▼

Financial Institution

Waiting for Financial Institution information...

_____ S _____

#####



Name on Account



Routing Number



Account Number



Back

Link Account

El miembro ha vinculado con éxito la cuenta externa. Haga clic en Ok.

Account Was Successfully Linked

Your account is now available as a payment method.



Ok

A continuación, se le dirigirá de nuevo a la descripción general de la cuenta y se realizará el pago
Payment Information

Pay Using

Payment Date
08/16/2024

Name On Account

Account ^

Account ending in
with JPMORGAN
CHASE BANK, NA

+ ADD ANOTHER
PAYMENT METHOD

Summary

Credit Card #0081

Payment Date	08/16/2024
Amount To Pay	\$209.00
Fees	\$2.00
Total Payment	\$211.00

Back

Next

Seleccionará Fecha de vencimiento del pago, seleccionará la cuenta que configuraron y luego seleccionará siguiente. La última página confirmará su pago. Se puede configurar un pago único o pagos recurrentes.