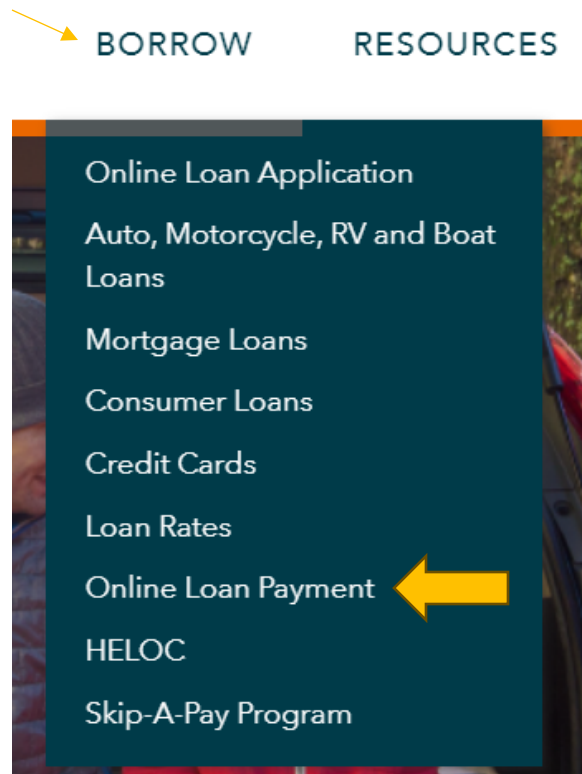


Under Borrow tab select Online Loan Payment

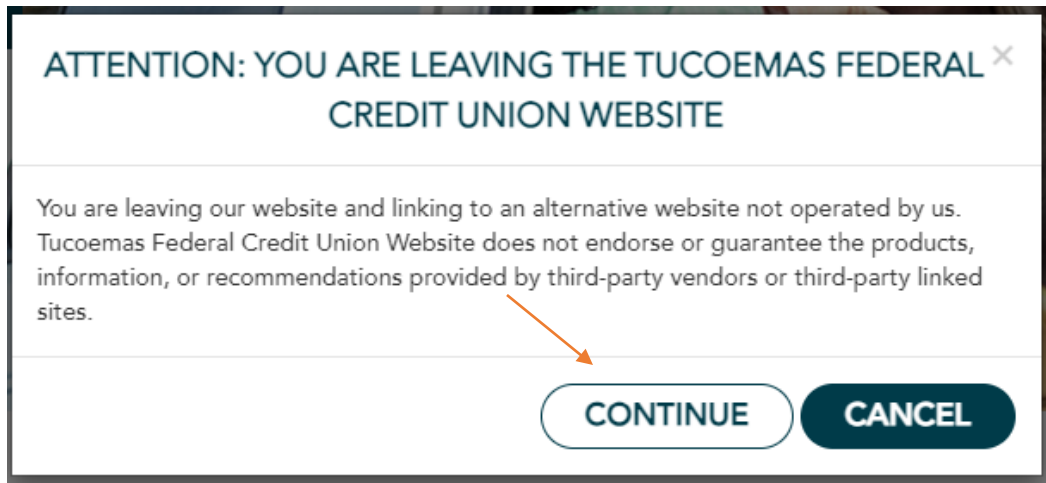


Click Online Loan Payment again

# Online Loan Payment



This pop up will appear letting you know you're going into another site. Click Continue.



### Select Register

  
  
  
[Forgot your Password](#)  

---

**Enter First Name, Last Name, Email and click Next.**

## Get Started

---

Welcome! You can use this site to quickly and securely make your loan payment from a checking or savings account held at another financial institution. If you do not know your TFCU account number (member number), please call us at (559) 732-8892.

---

Answer the security questions, click the box and click next.

## Security Questions

---

Account Number

Last 4 of SSN

Security Question

Date of Birth (MM/DD/YYYY)

Security Question

By clicking this box you are submitting e-sign consent and agreeing to the terms and conditions stated in the [Terms of Service](#).

---

Back

Next

**Create and confirm new password and select next.**

## Create a Password

---

Password must be at least 8 characters long, including an uppercase letter, special character, and a number.

---



Registration is complete. Click continue.

You're All Set!



Close

Continue



Select Pay Now for one-time payments. Select Setup Autopay for recurring  
Select Your Account to Pay



Auto Loan ending in 0003

Amount Due:  
\$127.31

Due Date:

08/24/2024

Setup AutoPay



Pay Now



Credit Card ending in 0081

Amount Due:  
\$209.00

Due Date:

08/25/2024

Setup AutoPay


Pay Now

Select Account then click +add another payment method

## Payment Information

---

### Pay Using

Account  ^

+ ADD ANOTHER  
PAYMENT METHOD

\$ 209.00

### Summary

Credit Card #0081

---

Payment Date

Amount To Pay \$209.00

Fees \$2.00

---

Total Payment **\$211.00**

---

Back

Next



**This pop up will appear. Click continue.**

Exit (x)  
  


**Let's confirm your pay from account.**


We use Finicity to validate your account and routing number information. On the next page, you will be able to select your financial institution and then log in using your credentials, where you will be able to select any account that you would like to make a payment from.

Continue


This pop will appear. Click next.

With your permission, **WEB Payments** uses **Finity, a Mastercard company**, who will securely access, process and share requested financial data with your app or service.

 Your provided data is encrypted

By pressing **Next**, you agree to Finity's [Terms and Conditions](#) and [Privacy Notice](#) 

**Next**









Secured by 


Select from the list or Search for your bank

< ×

### Find your bank

Q Search for your bank

Secured by 



 **Search for your bank** x  
Chase

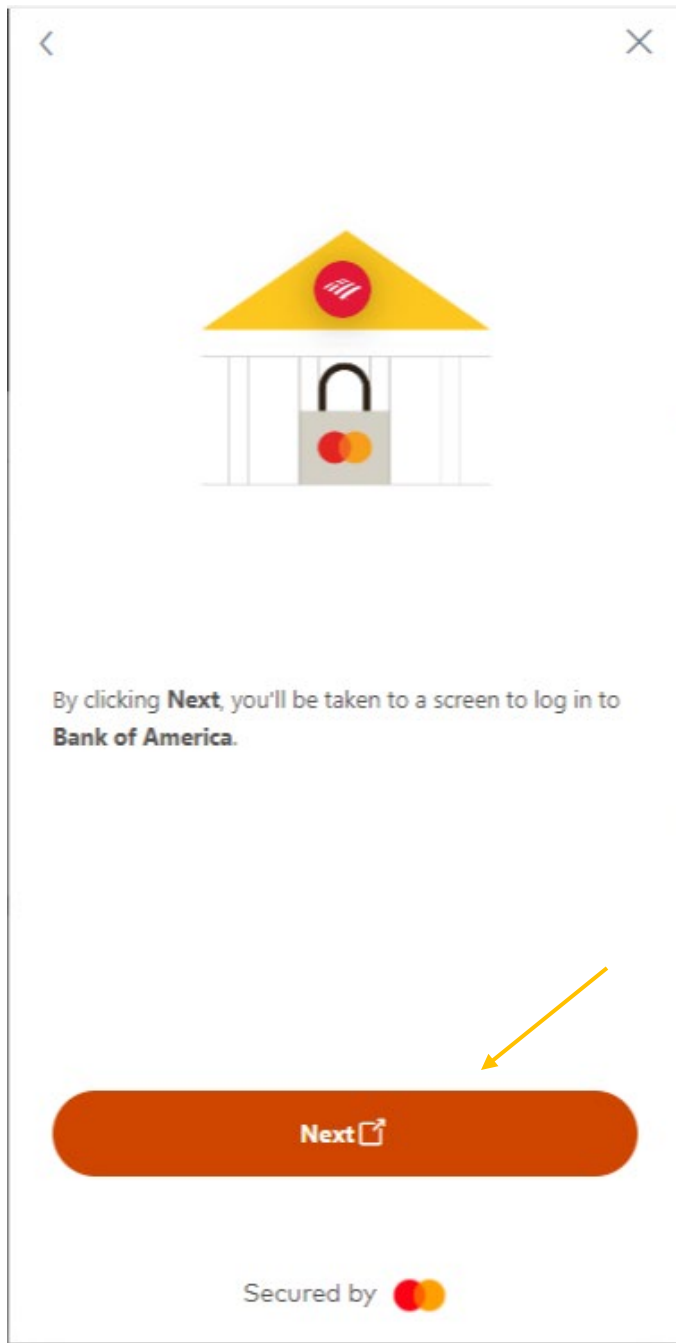


Chasewood Bank - Personal



Secured by 

If the institution is available for electronically linking account this will pop up



Click next and the site will prompt member to log in to their OLB account

secure.bankofamerica.com/login/rest/sas/sparta/entry/boa/v1/registration?respo...

https://secure.bankofamerica.com/login/rest/sas/sparta/entry/boa/v1/registrati...

**BANK OF AMERICA**

For your protection, Bank of America must confirm your identity and obtain your consent before sharing your online account information.

User ID

Password

**Submit**

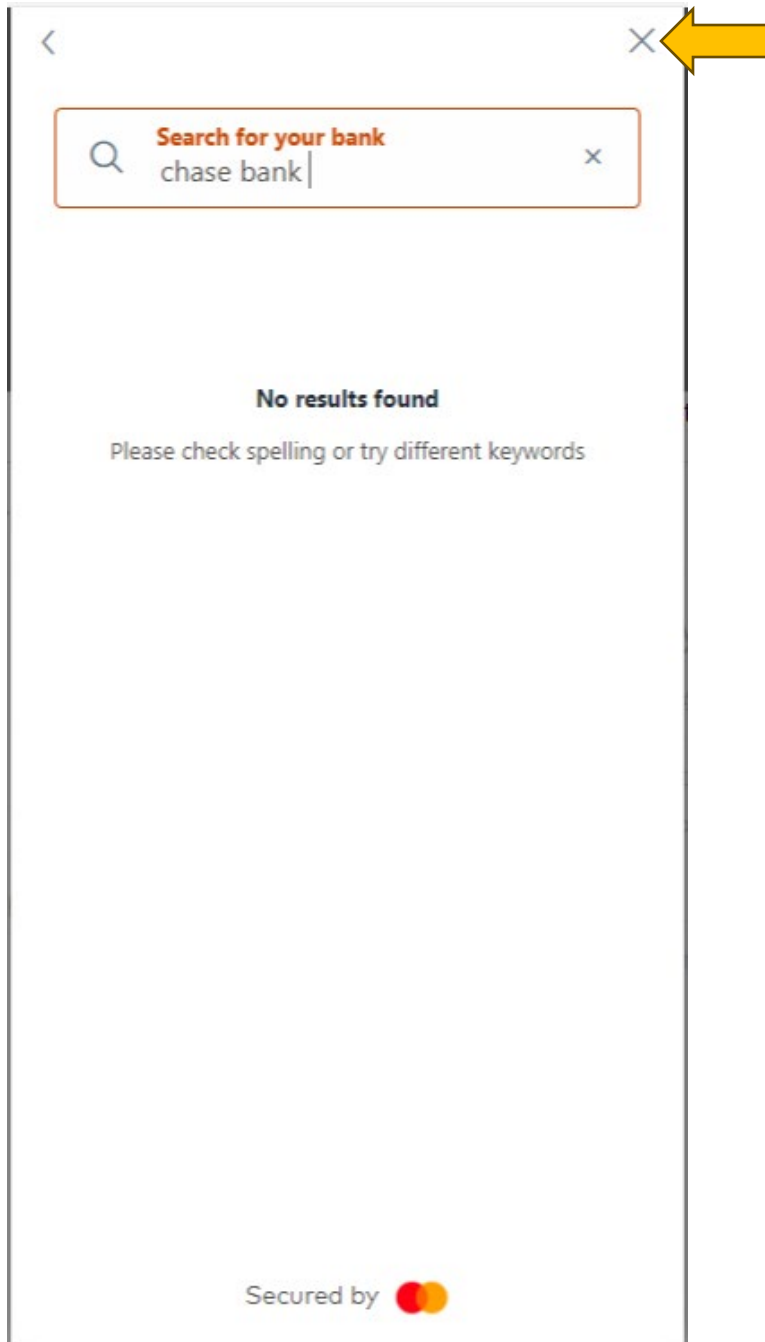
Cancel

For help with your User ID or Password, please go to [www.bankofamerica.com](http://www.bankofamerica.com) or the Mobile Banking app.

Secure Area

Privacy | Security | Your Privacy Choices

If your bank cannot be found it will look like this. Select the X button and exit out



## You will then will be able to link bank account manually

Sorry, we were not able to find your financial institution

---

The financial institution that you were looking to link to your profile is not in the network. Please select one of the options below. Otherwise, please contact us at 559-732-8892 for further guidance.



---

Manually Link Bank Account

Link Another Bank Account



**Fill in the information and click link account**

**Link Bank Account**



Account Type ▼

**Financial Institution**

Waiting for Financial Institution information...

\_\_\_\_\_ S \_\_\_\_\_  
\_\_\_\_\_  
#####      #####



Name on Account



Routing Number



Account Number



Back

Link Account

**You have successfully linked external account. Click Ok.**

## Account Was Successfully Linked

---

Your account is now available as a payment method.

---



Ok

You will then be directed back to the account overview and make payment  
Payment Information

### Pay Using

Payment Date  
08/16/2024

Name On Account

Account ^

Account ending in [redacted] with JPMORGAN CHASE BANK, NA

+ ADD ANOTHER PAYMENT METHOD

### Summary

Credit Card #0081

Payment Date	08/16/2024
Amount To Pay	\$209.00
Fees	\$2.00
Total Payment	\$211.00

Back

Next

You will select Payment due date, select the account they set up, then select next. The last page will confirm their payment. One-time payment or recurring payments can be set up.